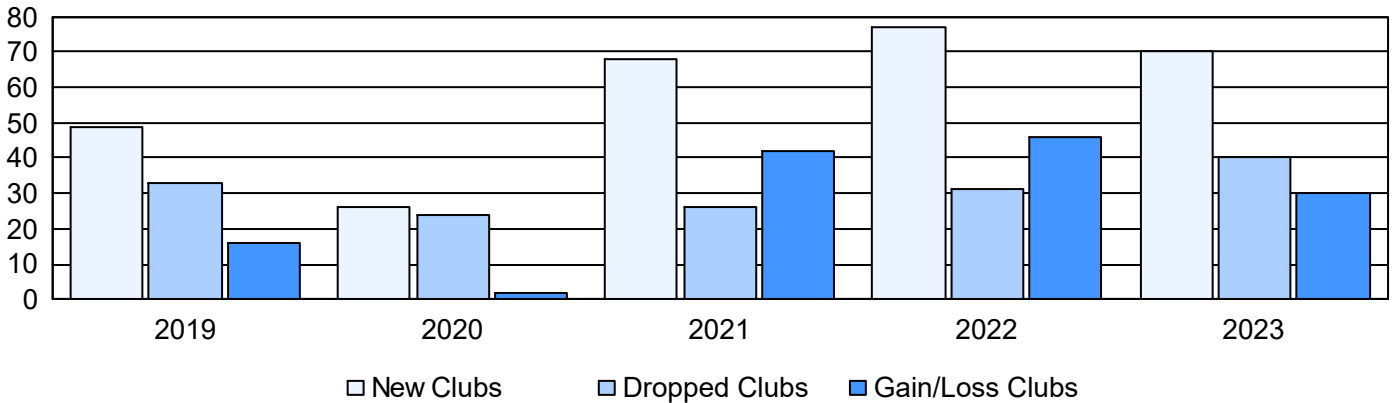
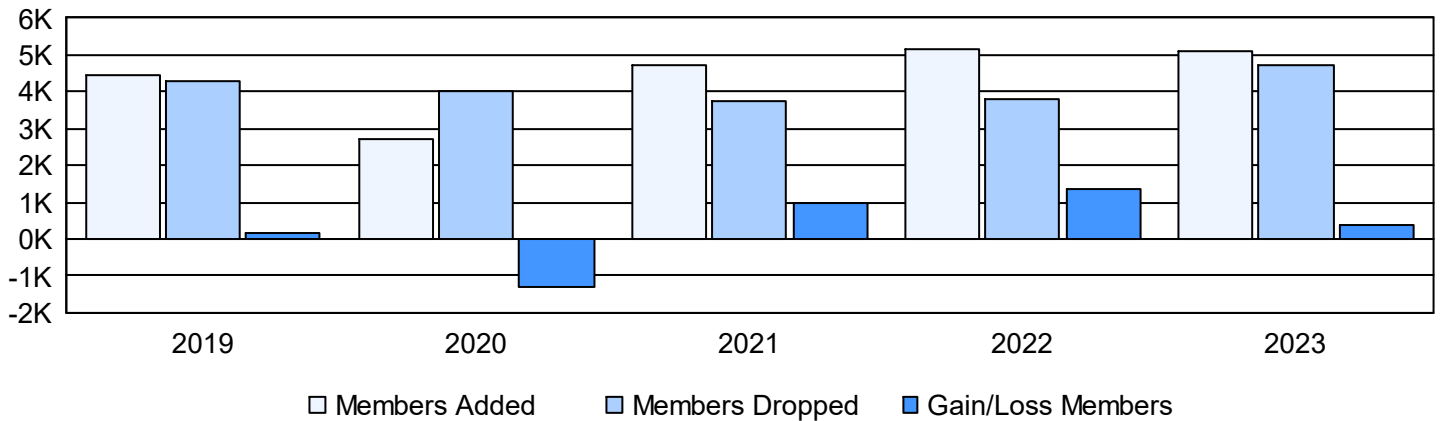


Year	New Clubs	Dropped Clubs	Gain/ Loss Clubs	New Members	Charter Members	Reinstate Members	Transfer Members	Total Member Added	Total Members Dropped	Gain/ Loss Members
2018-2019	49	33	16	2,518	1,465	430	13	4,426	4,283	143
2019-2020	26	24	2	1,638	820	245	25	2,728	4,019	-1,291
2020-2021	68	26	42	2,470	1,896	287	48	4,701	3,720	981
2021-2022	77	31	46	2,647	2,165	303	30	5,145	3,781	1,364
2022-2023	70	40	30	2,757	2,020	275	49	5,101	4,705	396
Average	58	31	27	2,406	1,673	308	33	4,420	4,102	319

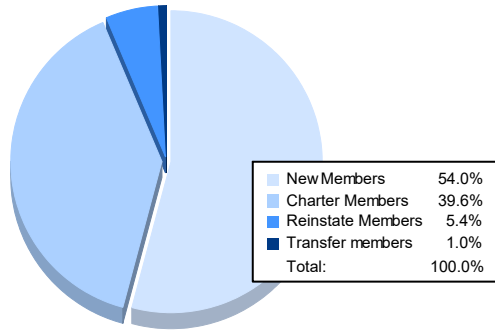
Clubs



Members



Membership Composition June 2023 Cumulative



Gender Composition June 2023 Cumulative

